

## “DIPTYCH”

Technical rider Diptych v1.6 01-02-2023

**Choreographers:** Gabriela Carrizo / Franck Chartier

**Lighting design:** Tom Visser

**Costume design:** Gabriela Carrizo / Franck Chartier / Joke Visser /  
Yi-Chun Liu / Louis-Clément da Costa

**Set design:** Gabriela Carrizo / Justine Bougerol

**Audio design:** Raphaëlle Latini / Ismaël Colombani / Annalena Fröhlich / Louis DaCosta

**Video design:** Franck Chartier / Louis DaCosta



## GENERAL

On tour our crew is composed as below:

Dancers: 4 women, 4 men (+ 1 actor from the venue)

Technicians: 4 (+ driver)

Production: 1 tour manager

Preset day: is required where possible (light prerig, dance carpet and masking by venue crew)

Set-up: 1 day before performance

Duration The Missing Door: 25 minutes

Duration Changeover: 10 minutes

Duration The Lost Room: 35 minutes

Total Duration Diptych: 70 minutes

## LOADING AND UNLOADING

*Theatre provides a safe secure and free of charge parking space for our truck from the day before setup to the day after strike.*

Transport is done by mega trailer (15m).

Total time for unloading is 1 hour, loading out takes 2,5 hrs in good conditions.

It's best to keep the trailer docked during all times, or to re-dock it before the show.

If extra space is needed due to limited surface around the stage the trailer can be used as extra storage during the show. If it is not possible to keep the truck in the vicinity of the theatre please provide a safe parking on charge of the theatre. Please let us know if the address of the loading dock is different to the one of the theatre, or send us some instructions in case of difficulties for our truck(s).

If there are any restrictions in your country regarding trailers (driving during weeks, week-ends, holidays..) thanks for letting us know and providing us with either a permit or extra hotel lodging for our driver, if necessary.

## SETUP AND FOCUS TIME

*Please check the standard schedule section.*

The Missing Door: 5 hours + 1h sound check

The Lost Room: 5 hours + 1h sound check

## STRIKE AND LOADING

2,5 hours in good conditions.

## STAGE DIMENSIONS

Ideal stage surface: 17x15m behind stage opening, 1,5m in front of stage opening and 75m<sup>2</sup> side stages L+R, and rear stage in use

Minimal stage surface: 14x12m behind stage opening and 1,5m in front of stage opening

Side and rear stages: We need space on the side stages and/or rear stage to prepare sets and props for the changeovers, the side stages need to be the most empty and clean possible at our arrival.

Ideal height: Light bars at between 8 and 9mt height, borders (3 and 5mt) between 7 and 8mt height.

Minimal height: Light bars at 7m

Ideal portal opening: 17x7m

Minimal portal opening: 14x6,5 Absolute minimum width of stage opening 12mt

Orchestra pit: not in use. Where possible we'd like to have public seats on it in order to be as close as possible to the stage.

Please contact Giuliana Rienzi [giuliana@peepingtom.be](mailto:giuliana@peepingtom.be) if you have any questions regarding these dimensions or problems in your theatre.

## STAGE SET UP

The stage should be clean and empty, except for the necessary materials, at arrival of our crew.

Dance marley of the theatre will be already taped before arrival of Peeping Tom technicians.

We ask for a wooden stage, if concrete flooring we require a sprung floor.

**Always inform us before selling seats in the orchestra pit, proscenium or very high balconies. Some seats on the extreme sides might have to be blocked for sight line reasons.**

Please provide also:

- 2 costume stands of approx. 2 m wide
- 2 tables for props of approx. 2 m wide and 50 cm deep
- 5 black chairs for actors and dancers

## DRAPES

All drapes and pipes are to be provided by the theatre.

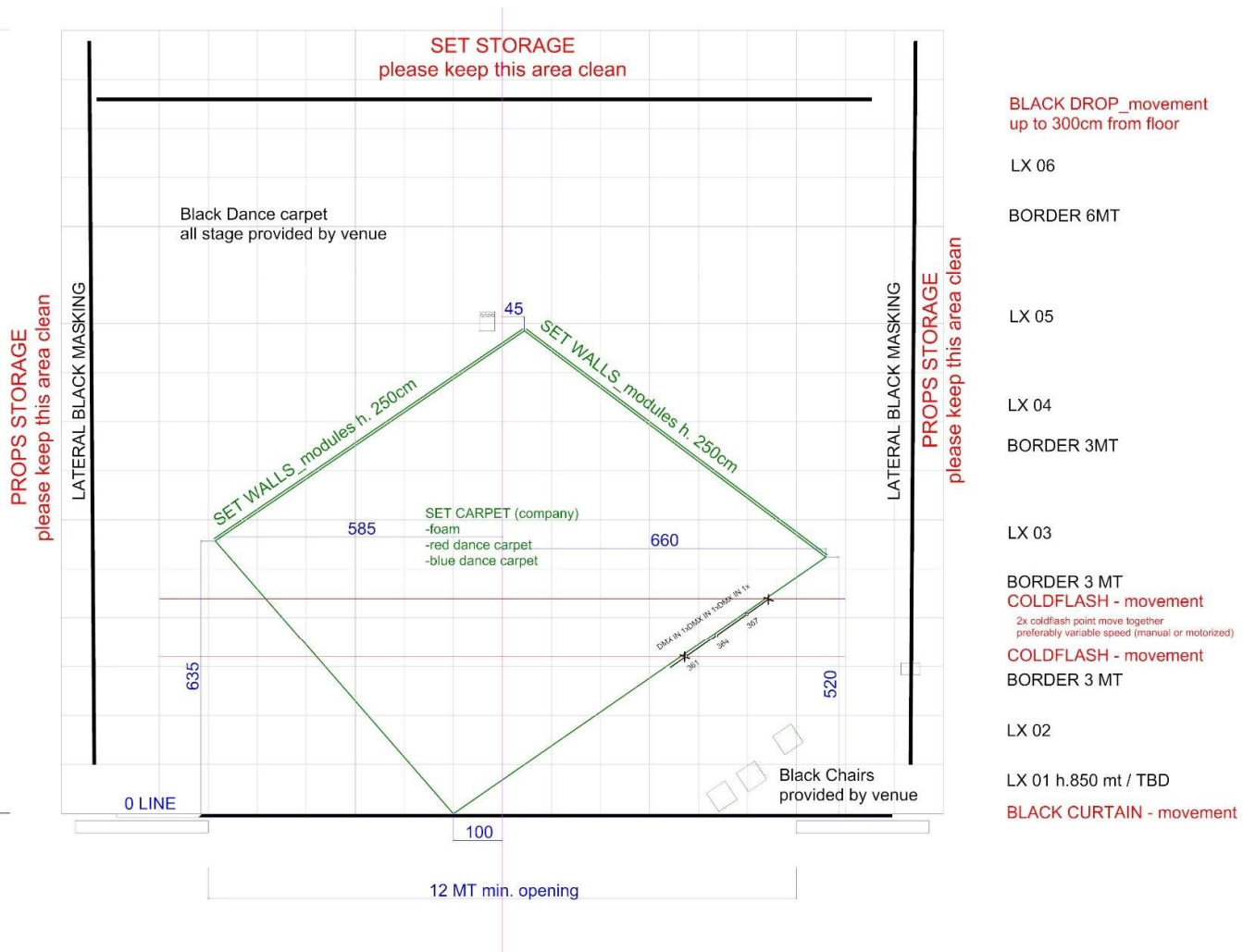
- 1 Black front curtain
- 1 Black backdrop
- Black side curtains/legs full length of the sidebars
- 5 Borders min. 3mt high
- 1 Border min. 5mt high

## FLOORING

Bottom to top

- Black marley 15x13m provided by the theatre already taped
- Foam flooring (company) + eventual black carpet (company)
- 2 painted floor (company)

## SCENERY



*Standard SET and FLOOR plot.*

*Borders and masking drops positions to be defined depending of the venue.*

Sets to be provided by Peeping Tom with fireproof and safety certificates.

Sets contain 2 different rooms resembling movie sets. These are built up out of panels made out of aluminium and painted plywood.

Sufficient counterweights are to be supplied by theatre to support the stands (20 theatre counterweights of 12 Kg).

## CHANGEOVERS DURING SHOW


Between the show the dancers, 2 stage technicians from Peeping Tom, 4 stage technicians and 1 electrician from the venue strike the set and set up the next one in few minutes, all in plain sight of the audience and in the changing light of the show (a bit dark and moving).

We teach the changeovers to venue crew during set up and a technical run-through on the day of the show. That's why it is NECESSARY that the technicians (stage, light and sound) are the same at least from the technical rehearsal to the end of the show.

Fly bar changeovers are needed during the performance and intermissions.



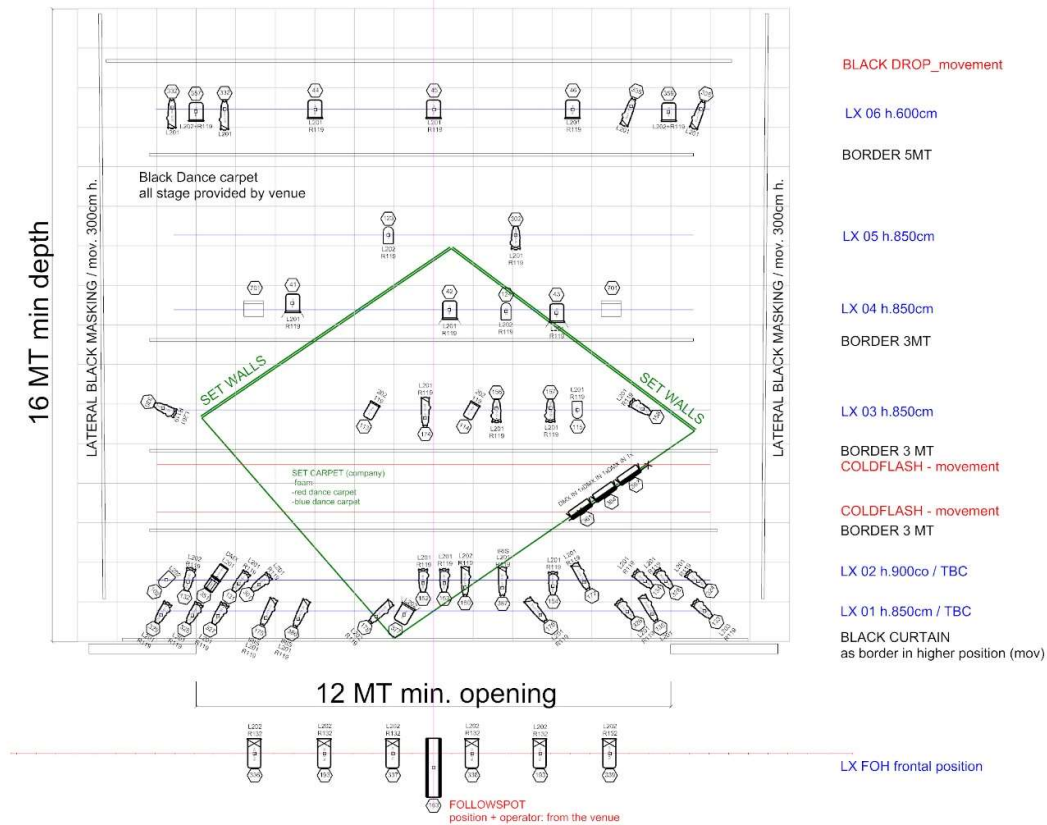
Show 01 – The Missing Door



Show 02 – The Lost Room







*This file is subject to change*













## PEEPING TOM PROVIDES

Lights instruments:

-  n.3 Coldflash
-  n.2 5Kw Fresnel on stand
-  n.2 Bambi
- Other:
-  n.1 Fan on wheels
-  n.1 Manfrotto
-  n.3 Showtec Dimmer

**THEATRE PROVIDES:**

Lights instruments:

- |   |   |
|---|---|
|  | n.1 Altman PAR64 CP60                         |
|  | n.3 Altman PAR64 CP62                         |
|  | n.17 ETC S4 Zoom 15-30° 750W / n.20 RJ 614snx |
|  | n.22 ETC S4 Zoom 25-50° 750W / n.20 RJ 613snx |
|  | n.6 Robert Juliat 714 SX                      |
|  | n.1 Robert Juliat Aramis                      |
|  | n.1 Robert Juliat 933 SNX                     |
|  | n.10 RJ 329 HPC PC 2Kw                        |
|  | n.2 PC 1Kw                                    |
|  | n.2 ADB ACP 1000                              |

Other:

Dimmer ch 2kw (plot)  
Dimmer ch 5kw (plot)  
Necessary floor stands, stands and booms  
Gels (plot)  
Power supply and dimmers  
Power-cables and dmx-cables  
Safety cables

**Gels:**

Feature	Reference	Amount
Profiles 15-30" and 25-50"	L201	31
	L202	2
	L203	2
	R119	30
PAR CP62 and CP 60	L202	4
	R119	4
PC 2Kw	L201	7
	L202	3
	R119	8
Profile HMI	L201	1
Profile 2Kw - FOH	L202	6
	R132	6
PC 1Kw	L202	2
	R119	2

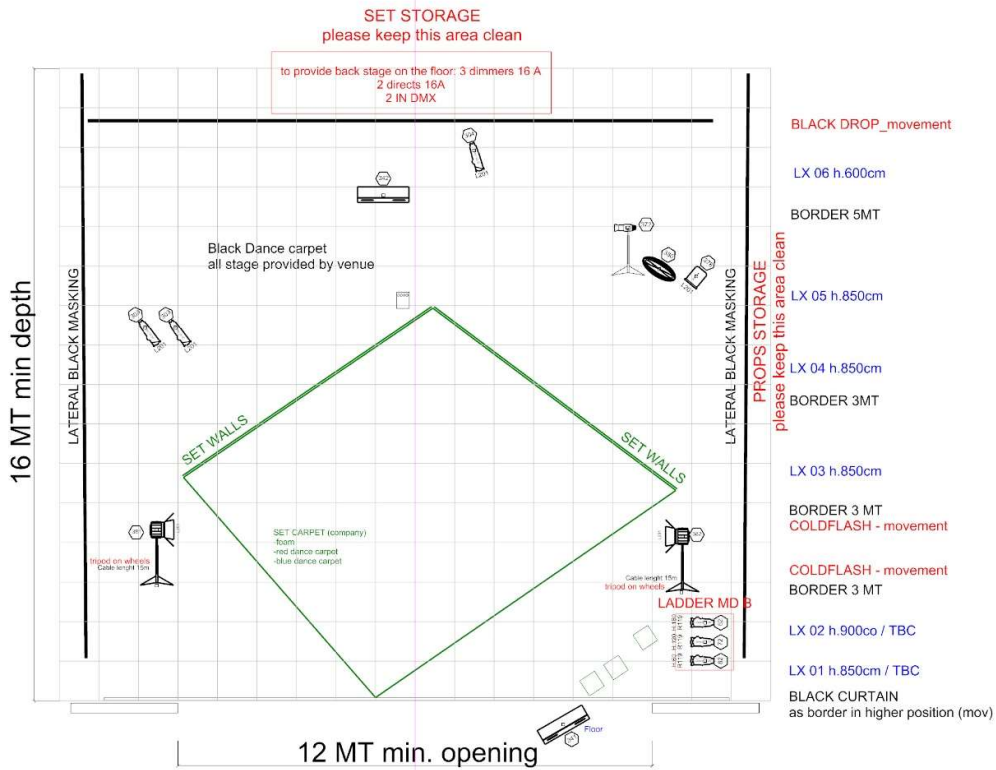
"DIPTYCH" - Peeping Tom

The Missing Door (G. Carizzo), The Lost Room (F. Charter), The Hidden Floor (F. Charter)

### GENERAL PLOT

last update: 20220224  
tech ref: giuliana@peepingtom.be

*FINAL PLOT and BORDERS POSITION for your situation will be provided by Peeping Tom.*



#### PEEPING TOM PROVIDES

##### Lights instruments:

- n.3 Coldflash
- n.2 5Kw Fresnel on stand
- n.2 Bambi
- Other:
- n.1 Fan on wheels
- n.1 Manfrotto
- n.3 Showtec Dimmer

#### THEATRE PROVIDES:

##### Lights instruments:

- n.1 Altman PAR64 CP60
- n.3 Altman PAR64 CP62
- n.17 ETC S4 Zoom 15-30° 750W / n.20 RJ 614snx
- n.22 ETC S4 Zoom 25-50° 750W / n.20 RJ 613snx
- n.6 Robert Juliat 714 SX
- n.1 Robert Juliat Aramis
- n.1 Robert Juliat 933 SNX
- n.10 RJ 329 HPC PC 2Kw
- n.2 PC 1Kw
- n.2 ADB ACP 1000

##### Other:

- Dimmer ch 2kw (plot)
- Dimmer ch 5kw (plot)
- Necessary floor stands, stands and booms
- Gels (plot)
- Power supply and dimmers
- Power-cables and dmx-cables
- Safety cables

##### Gels:

Fixture	Reference	Amount
Profiles 15-30° and 25-50°	L201	31
	L202	2
	L203	2
	R119	30
PAR CP62 and CP 60	L202	4
	R119	4
PC 2Kw	L201	7
	L202	3
	R119	8
Profile HMI	L201	1
Profile 2Kw - FOH	L202	6
	R132	6
PC 1Kw	L202	2
	R119	2

#### "DIPTYCH" - Peeping Tom

The Missing Door (G. Caribis), The Lost Room (F. Chantier), The Hidden Floor (F. Chantier)

#### FLOOR LIGHT PLOT

last update: 20220224  
tech ref: giuliana@peepingtom.be



Because of the structure of the set, light has to be rigged first in the set-up.  
In communication with Peeping Tom this can be done in advance as a pre-rig before our arrival.

### **Peeping Tom provides:**

#### Regie instruments:

- 1 Pc laptop with grandMA on PC + spare + Gma2pc wing
- 1 grandMA dmx-node

#### Light instruments:

- 2 VLQ 3500
- 2 rolling studio stand with 5kw Fresnel with barndoors
- 1 Manfrotto stand
- 2 Halogen footlight (Bambi)
- 3 Coldflash
- 1 Fan
- 3 Showtec Dimmer pack 4xch

### **Theatre provides:**

A lighting system as the attached requirements has to be provided at no cost to the company.

**The lighting system is a vital part of Peeping Tom's stage design and cannot be altered in any way without prior written consent of the Company's representative.**

- All lights as indicated on plan.
- All color gels as indicated on plan.
- The necessary floor-stands, stands and booms included a 3mt min. bar for coldflash light
- The necessary safety cables to secure a clean and safe hook up.
- All the necessary power- and dmx-cables, power-supply and dimmers.
- 2 clean DMX-512 universes

#### DMX universes:

- 1\_ will be used for all conventional dimmer channels
- 2\_ is used for all automated or LED fixtures. About 10 in total.

All our equipment is wired with European SHUCKO 16A plugs except when explicitly stated. For any other local plug, the theatre must provide the necessary amount of converters from the local standard to SHUCKO. About 10 in total

<b>Fixtures</b>		
	<b>1</b>	Altman PAR64 CP60
	<b>3</b>	Altman PAR64 CP62
	<b>17</b>	ETC S4 Zoom 15-30° 750w
	<b>22</b>	ETC S4 Zoom 25-50° 750w
	<b>6</b>	Robert Juliat 714SX
	<b>1</b>	Robert Juliat Aramis Followspot
	<b>2</b>	Pc 1kw
	<b>1</b>	RJ 933 SNX
	<b>10</b>	Robert Juliat 329 HPC PC 2Kw
	<b>2</b>	ADB ACP 1000
<b>Dimmers</b>		Dimmer ch 2kw (see light plot)
		Dimmer ch 5 kw (see light plot)
		2 clean DMX-512 universes
<b>Varia</b>		GELS (see light plot/tech rider)
		IRIS for ETC
		Cables, Extensions, Dmx, Safeties
		Floor stands, stands and booms

## SOUND

*Sounds from audio files and live sound effects created by the dancers.*

### General

- The sound system is to be tested, in perfect working condition and phase aligned before the first setup day. Sound system tuning has to be done in the amplifiers of the P.A. not in the local sound desk.
- The mixer must be in the middle line of the hall. Sound regie can't be behind a glass or in closed room. Also, preferably not under a balcony.
- A table (min 1.8 m) is needed for the mixing console and the peripherals (not including light desk)
- An experienced crew for the setup.
- The system should be ready for line-check at noon of the first setup day.
- One sound engineer from the house will be available during all rehearsals and shows.
- Light and sound-desk should be next to each other and NOT in separate operation booths.

### Peeping Tom provides

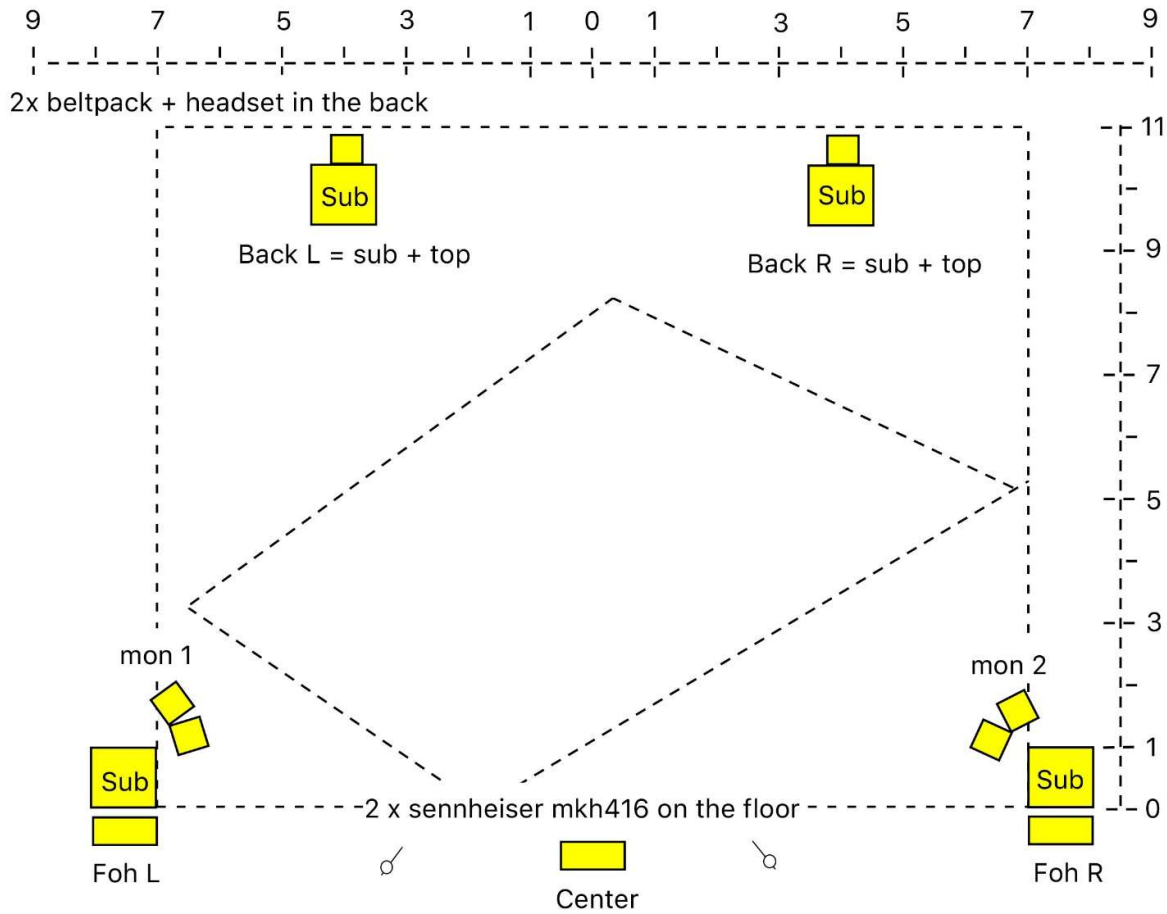
- MacBook Pro for playback
- Midas M32
- Stage Block Midas DL32

### Theatre provides

- 2x Shure ULXD wireless transmitter and receiver with headset microphone (DPA 4066F).
- 2x High quality short shotgun microphones (Black - Sennheiser MKH416 or Sennheiser MKH60) on a small roundbase tabletop stand
- 1x wireless Shure SM58 handheld (only for rehearsals)
- 1x microphone with a switch (for talkback at the FOH)
- All standard audio cables necessary
- Table for wireless body-packs and accessories backstage.

<b>Foh</b>		Professional FOH 3-way/4-way sound system that is suited to the size and shape of the venue (Preferable L'acoustic Kara // No Kiva)
<b>Monitors</b>	<b>4</b>	High quality monitors (preferable L'acoustic x12)
<b>Back of stage</b>	<b>1</b>	Top + Sub L (Preferable: L'acoustics sb18 + x12)
	<b>1</b>	Top + Sub R (Preferable: L'acoustics sb18 + x12)
<b>Sorround</b>	<b>4</b>	high quality speakers (preferable: l'acoustics x12)
<b>Microphones</b>	<b>2</b>	Shure ULXD wireless transmitter and receiver with headset microphone (DPA 4066F)
	<b>2</b>	Sennheiser MKH416 or Sennheiser MKH60
	<b>1</b>	Shure SM58 wireless only for rehearsals
<b>Varia</b>		Standard audio and power cables necessary

# Audio plot Diptych



surround L

surround R

## OUTPUTS

- Out 1 = Sub
- Out 2 = Center
- Out 3 & 4 = Back P.A.
- Out 5 & 6 = Monitors
- Out 7 & 8 = Surround
- Out 15 & 16 = Main FOH

## INPUTS

- Chan 3 = Headset 1
- Chan 4 = Headset 2
- Chan 5 = Sennheiser L
- Chan 6 = Sennheiser R
- Chan 8 = rehearsal mic

surround L

surround R

## FRONT OF HOUSE

- Professional FOH 3-way/4-way sound system that is suited to the size and shape of the venue (Minimum size Kara. No Kiva)
- 4 channels: **LEFT, RIGHT, SUB, CENTRE**
- All speakers should be appropriately amplified with an even coverage for the entire audience area.
- Preferred systems are Adamson, Nexo, L-Acoustics or D&B.
- Line array systems and delays for L/R/C to be considered in larger venues.

## BACK OF HOUSE

The show Diptych is performed with a second P.A. system at the back of the stage.

This second system consists out of a subwoofer and a full range top speaker at both left and right of the stage.

This means 1sub+top left and 1 sub+top right. (1x L'acoustics sb18 + x12 each side of the stage)

This back P.A. system has to be provided on wheels (dollies) so we can put it aside during the changeovers between the different parts of the piece

- 2 channels: **LEFT BACK, RIGHT BACK. No column speakers.**

*In OPEN AIR the Back P.A. system needs to be doubled! = 4xSub + 4xTop*

## MONITORS

4 high quality monitors should be provided. they are positioned at the front of stage left and right and are facing towards the back of the stage. (4x l'acoustics x12)

- 2 channels: **LEFT (STAGE RIGHT), RIGHT (STAGE LEFT)**

## SURROUND SPEAKERS

4 high quality speakers that are placed at the most high position in the room.

(4x l'acoustics x12). **SURROUND LEFT, SURROUND RIGHT**

## INPUTS AND OUTPUTS

### INPUTS:

- Channel 3 = Wireless headset 1 (provided by venue)
- Channel 4 = Wireless headset 2 (provided by venue)
- Channel 5 = Sennheiser mkh 416 (provided by venue)
- Channel 6 = Sennheiser mkh 416 (provided by venue)
- Channel 8 = Rehearsal mic

### OUTPUTS:

- Out 1 = Sub
- Out 2 = Center
- Out 3 = Back P.A. Left
- Out 4 = Back P.A. Right
- Out 5 = Monitor Left (stageright – jardin)
- Out 6 = Monitor Right (stageleft – cour)
- Out 7 = Surround Left
- Out 8 = Surround Right
- Out 15 - 16 = Front of House

## INTERCOM

The theatre will provide a working wireless intercom system, Clearcom Freespeak or similar preferred.

We will need 4 wired and 5 wireless intercom sets that will work on 1 line.

- 1 Wired for the light operator ... (can also be wireless )
- 1 Wired for the sound operator ... (can also be wireless)
- 1 Wired at the follow spot (check range) ... (can also be wireless)
- 1 Wired for the artistic assistant during rehearsal ... (can also be wireless)
- 1 Wireless for the stage manager of Peeping Tom
- 1 Wireless for the first stage technician of Peeping Tom
- 1 Wireless for the lighting technician of the theatre
- 1 Wireless for the first stage technician of the theatre (also flybar operator)
- 1 Wireless spare

This system needs to be available during all preparations and works in and around the theatre. Apart from the show itself, the intercom system also needs to be available for rehearsals - stage setup - light focus - soundcheck etc. If the intercom system can not be available all the time, an alternative system for communication purpose must be provided (=walkies)

## RISK ASSESSMENT

- For all materials used in sets, Peeping Tom can provide the necessary certificates according to fire regulations.
- In the show there are some loud moments of sound, not over 95db.

## REGIE/CONTROL DESKS

Light and sound-desk should be next to each other and NOT in separate operation booths.

## VARIA

Peeping Tom requires

- A secure production office with telephone and internet connection.
- 2 liters of still mineral water need to be provided for every technician and performer every day in the dressing rooms and on stage. We prefer reusable bottles and a water fountain in the near environment of the stage. Otherwise bottles of 50cl are fine.
- Two COLD PACKS per performance and a freezer to keep them cold.
- An assortment of energy bars, chocolate, fruit, nuts, tea, coffee, juices for 13 people every day, including set-up. *Preferably we would like to have ORGANIC products in an effort to a healthier diet and environmentally conscious attitude.*

## **EXTRA / SUPERNUMERARY / FIGURANT**

### **to be provided by the theatre**

We need 1 male elderly extra for each show, the same every night. Minimum age 65 year, maximum height 1,70 cm, with a resemblance to one of our dancers (Panos Malaktos).

We bring costumes for the extra but also ask him to bring personal clothes just in case: classical dark leather shoes, dark grey classic trousers and (if possible) matching waistcoat, a light grey or white classic shirt.

The rehearsal schedule and details of the scenes will be communicated in advance by the tour manager.

## **DRESSING ROOMS**

Properly heated, clean and secure dressing rooms are needed for dancers and crew.

Minimum number of dressing rooms: 4

Minimum showers required: 4

Hot water for minimum 8 showers

Our dancers always take a shower after the show.

Please provide bath-towels in the dressing rooms for every performance (16 big towels per performance/evening). Plus 3 towels on stage.

## **COSTUMES**

A wardrobe/costumer is requested from the first set-up day until the strike and loadout. Decent spinning and drying facilities and usual accessories like baskets and towels are needed.

The tech coordinator provides a file with all the indications for the costumes before our arrival. A Costume Rider copy is annex to this technical rider.

Please contact Amaury Vandenberght [amaury@peepingtom.be](mailto:amaury@peepingtom.be) for informations.

We ask for a costume responsible to be there at the 1st set-up day around 12:00 to receive the costumes. These will need to be washed/ironed on the 1st set-up day and ready at 12:00 the day of the first rehearsal or performance. Some of the costumes need dry-cleaning.

If requested, during the show the costumer will be on stage to assist with quick changes behind the set. Technicians of the venue must wear black long sleeves t shirts and black long trousers (not provided by the company).

After the first show (and following), costumes must be washed/dried again (no need for dry-cleaning) and ready by 14:00 for the second performance (in case of the performance being at the earliest at 19:30).




## SCHEDULE

A stage manager or technical coordinator is required for all the period.

It is NECESSARY that the technicians (stage, light and sound) are the same at least afternoon and evening shifts.

Electrician from venue during the show: one followspot and one on stage for changeovers.

<div>  <b>DIPTYCH</b>  <b>THE MISSING DOOR – Gabriela Carrizo / THE LOST ROOM – Franck Chantier</b>            General schedule  <i>LAST UPDATE: 13/06/2022 - this schedule is subject to change</i> </div>							
	PEEPING TOM PROPOSAL	VENUE TECHNICIANS REQUEST	PEEPING TOM TECHNICIANS	NOTES			
presets	venue preset: carpet/light prep+sound	schedule and tech's tbd from venue					
set up day	9.00-11.00 Unload – set up prep / masking check	4 stage, 4 light, 1 sound + 4 loaders until 13.00	1sm, 1 stage, 1 lx, 1 sound				
	11.00-13.00 FLOORS // light and sound check // SH 01 preset	4 stage, 4 light, 1 sound					
	13.00-14.00 break						
	14.00-17.00 SH01 focusing // preset SH02 backstage	4 stage, 4 light, 1 sound, 1 costumes	1sm, 1 stage, 1 lx, 1 sound				
	17.00-18.00 SH01 sound check + cue check	4 stage, 4 light, 1 sound, 1 costumes	1sm, 1 stage, 1 lx, 1 sound				
show 01 day	18.00-19.00 break						
	19.00-20.00 changeover SH01 to SH02 with venue crew	4 stage, 4 light	1sm, 1 stage, 1 lx				OR continue no evening break but end at 20h
	20.00-21.00 SH02 focus	4 stage, 4 light	1sm, 1 stage, 1 lx				TECH CHANGES TO VENUE CREW
	11.00-12.30 SH02 sound check + cue check	4 stage, 3 light, 1 sound	1sm, 2 stage, 1 lx, 1 sound				costumes ready at 13.00
show 01 day	12.30-13.00 preset SH01 for tech run	4 stage, 3 light, 1 sound					
	13.00-14.00 tech break						
	14.00-15.00 preset SH01 for tech run	4 stage, 2 light, 1 sound, 1 costumes	1sm, 1 stage, 1 lx, 1 sound				stage assistance + followspot
	15.00-17.00 Technical run with dancers	4 stage, 2 light, 1 sound, 1 costumes	1sm, 1 stage, 1 lx, 1 sound				
	17.00-18.00 preset SH01	4 stage, 2 light, 1 sound, 1 costumes	1sm, 1 stage, 1 lx, 1 sound				
show 01 day	18.00-19.00 tech break + clean stage						
	19.00-20.00 preset SH01 + focus + mic	4 stage, 2 light, 1 sound, 1 costumes	1sm, 1 stage, 1 lx, 1 sound				
	20.00-20.30 Public entrance (no curtain)	4 stage, 2 light, 1 sound, 1 costumes	1sm, 1 stage, 1 lx, 1 sound				
	20.30-21.45 SHOW 1	4 stage, 2 light, 1 sound, 1 costumes	1sm, 1 stage, 1 lx, 1 sound				
	15 min clean up	4 stage, 4 light, 1 sound, 1 costume	1sm, 1 stage, 1 lx, 1 sound				
show (last day)	14.00-15.00 corrections	4 stage, 2 light, 1 sound	1sm, 1 stage, 1 lx, 1 sound				stage assistance + followspot
	15.00-17.00 preset SH01	4 stage, 2 light, 1 sound	1sm, 1 stage, 1 lx, 1 sound				costumes ready at 16.00
	17.00-18.00 dancers on stage	4 stage, 2 light, 1 sound, 1 costumes	1sm, 1 stage, 1 lx, 1 sound				
	18.00-19.00 tech break + clean stage						
	19.00-20.00 preset SH01 + focus + mic	4 stage, 2 light, 1 sound, 1 costumes	1sm, 1 stage, 1 lx, 1 sound				
show (last day)	20.00-20.30 Public entrance (no curtain)	4 stage, 2 light, 1 sound, 1 costumes	1sm, 1 stage, 1 lx, 1 sound				
	20.30-21.45 SHOW 1	4 stage, 2 light, 1 sound, 1 costumes	1sm, 1 stage, 1 lx, 1 sound				
show (last day)	21.30 min strike and load out	4 stage, 4 light, 1 sound, 1 costume 4 loaders until end	1sm, 1 stage, 1 lx, 1 sound				

## CONTACTS

### Peeping Tom Address

Rue Gabriel Petit, 4  
1080 Bruxelles  
[www.peepingtom.be](http://www.peepingtom.be)

### Company Manager

Veerle Mans  
Mobile: +32 497 10 17 15  
[veerle@peepingtom.be](mailto:veerle@peepingtom.be)

### Technical Coordinator

Giuliana Rienzi  
Mobile: +39 349 525 03 32 // +32 492 46 47 79  
[giuliana@peepingtom.be](mailto:giuliana@peepingtom.be)

### Tour Manager

Amaury Vandenborght  
Mobile: +32 498 26 20 18  
[amaury@peepingtom.be](mailto:amaury@peepingtom.be)

### Artistic Assistant

Thomas Michaux  
Mobile: +32 488 91 83 45  
[thomas@peepingtom.be](mailto:thomas@peepingtom.be)

### Communication

Sébastien Parizel  
Mobile: +32 478 92 09 82  
[sebastien@peepingtom.be](mailto:sebastien@peepingtom.be)

### SALES

#### Gie Baguet / Frans Brood Productions

T: +32 9 234 12 12  
[info@fransbrood.com](mailto:info@fransbrood.com)  
[www.fransbrood.com](http://www.fransbrood.com)

## **Costume-list & washing instructions**

*For any questions please contact Giuliana at +32 349 525 0332 or [giuliana@peepingtom.be](mailto:giuliana@peepingtom.be) or Amaury +32 498 262 018 [amaury@peepingtom.be](mailto:amaury@peepingtom.be)*

### **AT ARRIVAL :**

**We'll arrive with dirty costumes.**

**A wardrobe/costumer is requested** from the first set-up day until the strike and loadout.

We ask for a costume responsible to be there at the **1<sup>st</sup> set-up day around 12:00** to receive the costume wardrobe ( Requested time of arrival might change depending on the planning ).

Very good spinning and drying facilities are needed for Triptych.

We do not need a dresser during the show.

1. ONLY costumes in the 2 bins (see photo below) will need to be washed and ironed.
2. ALL hanging costumes of "show costumes" compartment need to be refreshed, ironed or steamed (see instructions below).

→ All costumes have to be **ready at 12:00 the day of the first rehearsal or performance** ( exact hour might also change depending on the planning ).

→ Please leave all costumes on racks and underwear on a table nearby the dressing room. The dancers will place it themselves.

**IMPORTANT: All other costumes in the wooden wardrobe don't have to be treated.  
No dry-cleaning necessary!**

### **NEEDED SUPPLY:**

We need 3 costume racks + 2 plastic bins + 8 towels in the backstage area.

We ask for all ready costumes + underwear to be hung nearby the dressing rooms.

### **AFTER THE PERFORMANCE:**

After the first show (& performances after), costumes in the bins must be washed/ironed again and **ready by 12:00 at the next performance** (in case of the performance being at the earliest at 19:30).

There is blood on stage, so we ask for bloody costumes to be hand washed separately right after the show.

In case of Triptych (= show with water), we ask for 1 extra bin on stage for the soaked costumes.

These have to be washed, dried + ironed too.

### **AT DEPARTURE:**

**In case of Diptych:** After the last performance, costumes stained with fake blood (1 men's shirt, 1 little towel, eventually women's shirt) must be washed and dried before being loaded in the truck. The wet dirty costumes must be dried before being placed in our 2 bins.

**In case of Triptych:** After the last performance, costumes stained with fake blood (1 men's shirt, 1 little towel, eventually women's shirt) must be washed and dried before being loaded in the truck. We also need to dry a lot of fully soaked costumes, tablecloths and fabric-prop as soon as possible during the strike, and pack all dry costumes.

Dirty (sweaty) & dry costumes can be placed in our 2 bins and loaded in the truck.

**If Possible, it would be great if the costumes could be cleaned and dried after the last performance during the strike before loading.**

**Diptych** Strike takes approximately 1h30.

**Triptych** Strike takes approximately 3h00.

### **DRESSING ROOMS :**

We ask for properly heated, clean and secure dressing rooms with showers (warm water!) and toilets nearby.

Dressing room distribution for minimum 2 big + 1 smaller dressing room (maximum 7 = 1/person):

1. 4 girls: Fanny, Eliana, Wan-Lun, Lauren
2. 4 boys: Panos, Konan, Alejandro, Fons
3. 1 figurant/extra: *to be confirmed by theatre*
4. 1 extra dressing for Production staff if possible

We need 2 towels in the dressing rooms per dancer, so 16 big towels in total per show/evening.

***To strengthen our group we ask for a little catering near the dressing rooms – THANK YOU!!***

*All costs regarding the costumes are to be paid by the theatre/festival.*

Our costume closet + content



Spare costumes

Spare things

Pharmacy Kit

Sewing Kit



→ 2 bins with dirty costumes to be washed & ironed

List of Costumes:

*NOTE: NOT ALL costumes are to be washed: only those in the grey bins. Those hanging have to be refreshed (preferably with Vodka-spray in the box), and ironed/steamed.*

*IMPORTANT: preferably everything should be **washed cold & low spinning**! To dry, it's best to use a hot room, since not all costumes can be put in the tumble dry.*

*All costumes have the name of the performers.  
**Thank you!***



*Please place clean costume/rehearsal clothes on a rack underwear at a nearby table.*

F  
A  
N  
N  
Y



**ATTENTION dyed!**



Wash with light colors



**ATTENTION fragile!**

Last update: 13.04.2021



Wash with dark colors COLD  
wash + LOW spin  
NO tumble-dry  
Steam



Wash with dark colors  
COLD wash + LOW spin  
LOW tumble-dry  
Iron

COLD wash + LOW spin  
NO tumble-dry  
Steam



**ATTENTION fragile!**  
Wash with light colors  
COLD wash + LOW spin  
NO tumble-dry  
Steam

Wash with light colors  
COLD wash + LOW spin  
NO tumble-dry  
Steam



**ATTENTION fragile!**  
Wash with light colors  
COLD wash + LOW spin  
NO tumble-dry  
Steam



**DO NOT WASH!**  
Vodka-spray armpits  
Steam

++ underwear:  
- skin-colored bra  
- skin-colored undie  
- black undie  
- grey undie  
- skin-colored socks

E  
L  
I  
A  
N  
A





Wash with light colors  
COLD wash + LOW spin  
NO tumble-dry  
Steam



**ATTENTION fragile!**  
Wash with light colors  
COLD wash + LOW spin  
NO tumble-dry  
Steam



Wash with dark colors  
COLD wash + LOW spin  
LOW tumble-dry  
Iron



**DO NOT WASH!**  
Vodka-spray armpits  
Steam

++ underwear:  
- skin-colored bra  
- black undie  
- grey undie  
- skin-colored socks

W  
A  
N  
-  
L  
U  
N



**ATTENTION dyed!**  
Wash with dark colors  
COLD WASH + NORMAL spin  
LOW tumble-dry  
Iron



*Skirt + magic apron with buttons*

**ATTENTION dyed!**  
→ wash skirt + apron separately!  
Wash with dark colors  
COLD WASH + NORMAL spin  
LOW tumble-dry  
Iron

(green dress)

**ATTENTION dyed!**  
Wash with dark colors  
COLD WASH + NORMAL spin  
LOW tumble-dry  
Iron



**Wash separately with light colors**  
NORMAL spin  
NORMAL tumble-dry  
Iron



**Wash separately with light colors**  
NORMAL spin  
NORMAL tumble-dry  
→ please iron into shape

++ underwear:  
- white "lace" bra  
- white "old-fashioned" undie  
- skin-colored socks



→ After washing, please add collar + arm-cuffs to shirt and dress; on the shirt, start with 2<sup>nd</sup> button



For cuffs, start with "triangular"-part above



LAUREN



**ATTENTION fragile!**

Wash with light colors  
COLD wash + LOW spin  
NO tumble-dry  
Steam

→ *it might get some blood stains:  
please wash out by hand!*



Wash with dark colors  
COLD wash + LOW spin  
LOW tumble-dry  
Iron

++ high-heels



++ underwear:  
- skin-colored bra  
- skin-colored undie  
- black undie

Spare: same white blouse (she might change during the show if it gets too bloody)

→ For The Hidden Floor, Lauren uses the same costume. In this case it gets completely wet. Please dry shirt in a hot room and skirt in the tumble-dry in a low program.

P  
A  
N  
O  
S



Wash with light colors  
NORMAL wash + NORMAL spin  
NORMAL tumble-dry  
Iron



**DO NOT WASH!**  
Vodka-spray  
Steam



**DO NOT WASH!**  
Vodka-spray  
Steam



**DO NOT WASH!**  
Vodka-spray  
Steam

++ cleaning cloth with blood  
→ wash seperately/hand-wash



++ underwear:  
- black socks




**BLOOD after show!**  
→ rinse out blood by hand & maybe holes to be sewn!  
HAND-WASH  
NO tumble-dry  
Steam

→ blood has to be out



Wash with dark colors  
COLD wash + LOW spin  
LOW tumble-dry  
Iron



Wash with light colors  
NORMAL wash + NORMAL spin  
NORMAL tumble-dry  
Iron

→ don't wash tie!



**DO NOT WASH!**  
Vodka-spray  
Steam

++ underwear:  
- black socks  
- skin-colored string





Wash with light colors  
NORMAL wash + NORMAL spin  
NORMAL tumble-dry  
Iron



**BLOOD after show!**  
→ **rinse out blood by hand**  
**HAND-WASH**  
NORMAL tumble-dry  
NO NEED to iron  
→ **blood has to be out**



**DO NOT WASH!**  
Vodka-spray  
Steam



**DO NOT WASH!**  
Vodka-spray armpits  
Steam



Wash with light colors  
NORMAL wash + NORMAL spin  
NORMAL tumble-dry  
Iron

++ underwear:  
- black socks  
- skin-colored string  
- grey socks  
- "vintage" underwear



# F O N S




Wash with dark colors  
NORMAL wash + NORMAL spin  
NORMAL tumble-dry  
Iron



**DO NOT WASH!**  
Vodka-spray armpits  
Steam



Wash with dark colors  
COLD wash + LOW spin  
LOW tumble-dry  
Iron



Wash with light colors  
NORMAL wash + NORMAL spin  
NORMAL tumble-dry  
Iron



**ATTENTION dyed!**  
Wash with dark colors  
COLD wash + LOW spin  
LOW tumble-dry  
Iron



**ATTENTION dyed!**  
Wash with dark colors  
COLD wash + LOW spin  
LOW tumble-dry  
Iron



**DO NOT WASH!**  
Vodka-spray armpits  
Steam

→ don't wash tie!

++ underwear:  
- black socks  
- skin-colored string

FIGURANT / EXTRA



→ many different sizes!!  
Wash with light colors  
NORMAL wash + NORMAL spin  
NORMAL tumble-dry  
Iron

++ black shoes (private)  
→ please disinfect soles!

++ handkerchief



→ NORMAL wash with light colors



→ many different sizes!!  
**DO NOT WASH!**  
Vodka-spray armpits  
Steam



→ many different sizes!!  
**DO NOT WASH!**  
Vodka-spray armpits  
Steam

Extras:

*We have 8 bathrobes for our dancers, please wash these at max. 40C with similar colors*



*Our technicians wear black shirts for the show, please wash these at max. 40C with similar colors*



For Hidden Floor:

→ *This show is in water. All costumes have to be dried and packed after the show*  
*Please consider the drying instruction! If costumes were not to be completely dried, please hang airy*

F  
A  
N  
N  
Y



++ underwear:  
- skin-colored thong  
- toe-pads



ATTENTION fragile!

→ gets wet, please dry after show in hot room!

Wash with light colors  
COLD wash + LOW spin  
NO tumble-dry  
Steam

E  
L  
I  
A  
N  
A



++ underwear:  
- grey undie  
- skin-colored thong

→ gets wet, please dry after show in hot room!

Wash with dark colors (because painted)  
COLD wash + LOW spin  
NO tumble-dry  
Steam

→ no need for stains to get out

W  
A  
N  
-  
L  
U  
N



++ underwear:  
- skin-colored thong

ATTENTION dyed!  
□ gets wet, please dry after show  
in hot room!

Wash with light colors  
COLD WASH + NORMAL spin  
LOW tumble-dry  
Iron

K  
O  
N  
A  
N




Wash with dark colors  
NORMAL wash + NORMAL spin  
NORMAL tumble-dry  
NO NEED to iron  
→ stains stay!



→ gets wet, please tumble dry after  
show!

NO WASH



**BLOOD after show!**

→ rinse out blood by hand  
NORMAL wash + NORMAL spin  
NORMAL tumble-dry  
Iron

→ *stains stay*



**DO NOT WASH!**

Vodka-spray  
Steam



→ gets wet, please dry after show  
in hot room!

Wash with dark colors  
NORMAL wash + NORMAL spin  
NORMAL tumble-dry  
NO NEED to iron



→ gets wet, please tumble dry  
after show!

Wash with dark colors  
NORMAL wash + NORMAL spin  
NORMAL tumble-dry  
NO NEED to iron






Wash with dark colors  
NORMAL wash + NORMAL spin  
NORMAL tumble-dry  
NO NEED to iron  
→ *stains stay!*

++ underwear  
- “destroy” underwear



→ NORMAL wash with dark colors

F O N S



Wash with light colors  
COLD wash + LOW spin  
LOW tumble-dry  
Iron

++ underwear  
- “destroy” underwear



→ NORMAL wash with dark colors