

not/
standing
/alexander
vantournhout
/



© Bart Grietens

Foreshadow

technical rider

v1.1

21th of June 2023

technical coordination

Bram Vandeghinste
+32 485 750 953
bram@notstanding.com

production manager

Barbara Falter
+32 476 06 71 30
barbara@notstanding.com

booking

Flore Roggeman
+32 9 234 12 12
flore@fransbrood.com

**This technical rider is fully part of the contract.
Adjustments (due to specific features of the venue) can only be made
in negotiation with the company.**

**not/
standing
/alexander
vantournhout
/**

General info

▪ Team on tour

Touring members
(a final list will be sent well in advance by our production manager)

Performers – 8 persons

Noémi Devaux
Axel Guérin
Patryk Klos
Nick Robaey
Josse Roger
Emmi Väisänen / Margaux Lissandre
Esse Vanderbruggen
Alexander Vantournhout (Choreographer)

Technicians – 2 persons

Rinus Samyn
Bram Vandeghinste

Tour Manager – 1 person

Barbara Falter or Kiki Verschueren or a colleague

▪ Duration of the performance

75 minutes, no intermission

▪ Stage

Proscenium stage and frontal audience (no audience on the sides).
Seats on the side might have to be covered, as well as high balconies
due to visibility of the performance. See indications on light plot.

▪ Stage dimensions

We are touring with 2 dance floors, depending on the dimensions
of the venue.

Small floor setup: 10m width x 10m deep x 6,5m height

Large floor setup: 12m width x 10m deep x 6,5m height

▪ Recommended age

Adult/12+

The company requests that all current technical documentation for the proposed venue is sent by email to the technical coordinator (bram@notstanding.com) as soon as possible:

- a. architectural drawings (**please send .dwg if available**) including section and plan views
- b. stage plan
- c. pictures of the venue
- d. standard lighting plot
- e. inventory of lighting equipment
- f. inventory of sound equipment
- g. local regulations (sound levels, fire codes, curfews etc)
- h. seating plan

Typical Schedule

This example is based on the show starting at 20h, 8pm (which is not always the case).

This is for reference only. Times are subject to change.

Day	Time	Activity	Venue Crew			Company Crew
			Light	Audio	Stage	
D-2 Travel Tech		Technicians travel and arrive				2

D-1 Travel cast + Setup	...	Rest of the team travel and arrive				
	09h	Load-out + get-in	2		2	2
	09h30-13h	Setup set + rigging lights	2		2	2
	13h-14h	Lunch for technicians				
	14h-17h	Focus lights + setup sound	2	1		2
	17h-18h	Soundcheck + install dancefloor		1	2	2

D Setup + Show	11h-13h	Continue technical setup	1	1	1	2
	13h-14h	Lunch for the team				
	14h-16h	Finish technical setup	1	1	1	2
	16h-17h	Rehearsal on stage	1	1	1	2
	17h-18h	Stage cleaning			2	
	17h-18h	Dinner break				
	18h-20h	Prepare for the show	1	1	1	2
	20h-21h15	SHOW			1	2
	21h15-23h	Breakdown (in case of only one show)			1	2

D+1 Extra Showdays	16h onwards	Technicians prepare			1	2
	14h30-16h	Performers warm-up on stage			1	2
	16h-17h	Rehearsal on stage			1	2
	17h-18h	Stage cleaning	2	1	1	
	17h-19h	Dinner break				
	19h-20h	Prepare for the show				2
	20h-21h15	SHOW			1	2
	21h15-23h	Dinner (for those eating after the show) Breakdown				2

Depending on the location and planning:

Day after last show		Company departs				
---------------------	--	-----------------	--	--	--	--

Important notes:

- > According to the needs of the company this tour schedule may change.
- > Rehearsals are private, unless otherwise agreed. Please always inform the tour manager about press requests or requests from photographers/videographers. No admission can be guaranteed if not confirmed by our team.
- > All technicians should be familiar with their technical equipment and their venue.

1. Stage

- Frontal stage is needed. No audience on the sides.
- The sightlines are indicated on our lightplot. Seats outside the sightlines cannot be sold.
Please provide us with a detailed *.dwg file of the venue with seats, so we can draw these sightlines and make sur the information on which seats can be sold and which not gets communicated to your ticketing office in time.
- A hard, flat, solid floor in good condition. No soft surface underneath.
- The performance requires absolute silence in the auditorium.
- Performing on an inclined stage is possible if the inclination of the stage does not surpass 3%.
To be discussed well in advance.

T

Theatre provides:

- > The stage completely covered in black dance carpet upon arrival of the company
- > 4 unused rolls of black dance carpet tape
- > 2 hammers
- > 2 rolls of black gaffer tape
- > 1 A-frame ladder (working height 4m)
- > A total of 700kg in theatre weights/sandbags/... to use as counterweight for our scaffolding (See pictures below, 5.2)

Company provides:

- > A Layher scaffolding (dimensions 8,6m wide x 4,4m high x 2,5m deep), covered in wooden panels. Safety certificate by Vinçotte NV, available on request.
- > An underfloor (consisting of foam panels), to be put on top of your black dance carpet
- > 5 lanes of grey dance carpet, laid out from stage left to stage right
- > 4 base plates (40cm x 40cm x 4cm)
- > All necessary equipment to safely construct the scaffolding (hammers, ear protection, cordless drill, safety harnesses etc.)

Note:

To protect your black dance carpet, we provide a rubber footpad under each foot. (See picture 5.1)

Weights:

Scaffolding:	550 kg
Wood:	286 kg
Counterweight:	700 kg
8 artists (70kg):	560 kg

Total weight 2400 kg with safety marge included

This weight is distrubuted on the floor by 10 feet, resulting in a maximum point pressure of 350kg. To distribute this weight onto your floor, we bring 4 base plates (40cm x 40cm x 4cm) to be put on the 4 feet where the 500kg counterweight in the middle is laid out.

2. Lights

It is of utmost importance that any disturbing or distracting lights e.g. led lights from machinery, emergency lighting, reflective areas like metal borders or shiny elements are removed or covered. For security reasons, think well in advance of a suitable replacement or make a correct risk-analysis.

Theatre provides:

- › All the fixtures, barndoors and gels indicated on the lightplot (see attached lightplot)
- › Black alu tape (minimum 2 unused rolls)
- › A minimum of 60 dimmers 2,5kW
- › All necessary safety cables to secure a clean and safe hookup
- › A clean DMX512 connection (5-pin connector)
- › House lights on dimmer, to be controlled from booth
- › An offstage CUE-light on dimmer to be positioned offstage stage left (channel 51)

fixtures:

-	12x	PC 1kW
-	10x	ACP Floodlights 1kW
-	4x	Profile 1kW 15°-38°
-	7x	Profile 2kW 13°-36°
-	14x	PAR64 CP62

gels:

please provide fresh and unburnt gels!

-	2x	LEE 053	ACP 1kW
-	2x	LEE 107	ACP 1kW
-	2x	LEE 147	ACP 1kW
-	2x	LEE 174	ACP 1kW
-	2x	LEE 366	ACP 1kW
-	12x	LEE 203	PC 1kW
-	14x	LEE 228	PAR64 CP62
-	2x	LEE 174	PAR64 CP62
-	3x	LEE 063	Profile 2kW
-	3x	ROSCO R119	Profile 2kW
-	2x	ROSCO R114	Profile 2kW
-	4x	ROSCO R132	Profile 1kW

Company provides:

- › MacBook Pro with D::Light software as lighting console
- › Enttec DMX USB Pro (5-pin DMX out)
- › Korg NanoKontrol2



3. Sound

Theatre provides:

- > A professional quality sound system with sufficient power to suit the venue, to be configured as L/R + SUB (mono). The system should be fully operational upon the arrival of our technical crew. All-time access to amps and processors
- > 2 x 15" mono wedges (one upstage left and one upstage right), flown on a flybar above our scaffolding, both 6 meters off centre
- > 2 x 15" mono wedges positioned left and right behind the last row of the audience To be positioned on a tripod (H 1,6m) to create surround effect
- > 1 x 15" mono wedge positioned on floor, in the middle of the stage, behind our scaffolding
- > A quality mixing console (preferably digital: Midas M32, Yamaha LS9, Yamaha TF-1,...) with a minimum of 12 inputs and 8 outputs
- > A stereo mini-jack connection at mixing desk

Company provides:

- > Macbook Pro with Qlab software
- > ESI U186 XT soundcard
- > jack-xlr cables from interface to mixing desk

mixing desk routing

input	routing
channel 1	FOH Left
channel 2	FOH Right
channel 3	Upstage Left
channel 4	Upstage Right
channel 5	Surround Left
channel 6	Surround Right
channel 7	Behind Scaffolding

all inputs are sent POST-FADE to aux



not/
standing
/alexander
vantourhout

4. Lightplot







FORESHADOW

LARGE FLOOR

lightplot

lightdesign by Bert Van Dijk
version June 12th 2023
all measurements in cm

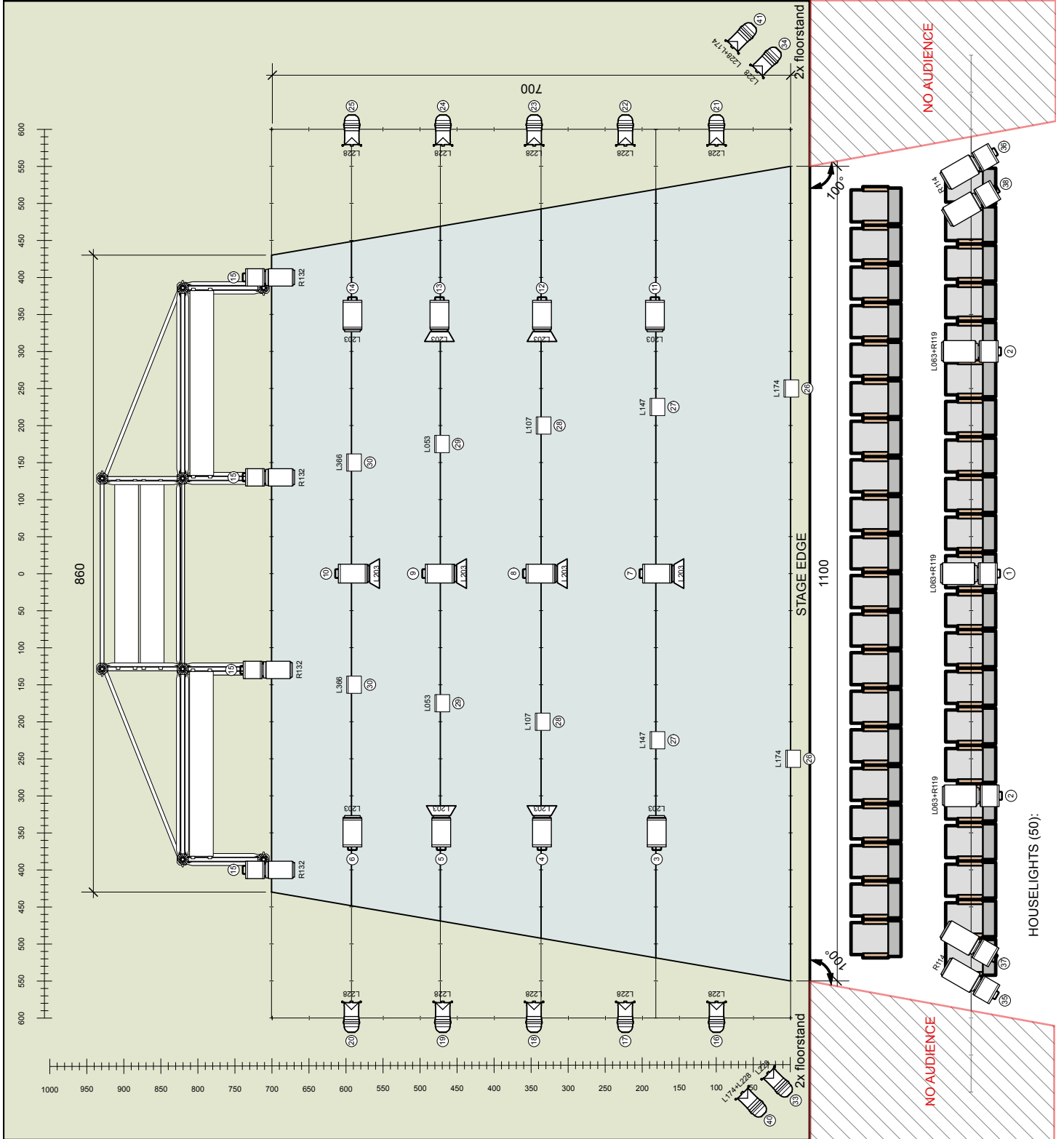
Lamp Count

	ADB Lighting C101	12
	ADB Lighting DS205	7
	ADB Lighting DW105	4
	ADB Lighting ACP1000	10
	PAR64 CPR62 MFL	14
	4-Panel Barn Door	8

Gel + Frost Count

Color	Size	Count
●	L063 257mm	2
●	L063-RT19 245mm	3
●	L147 257mm	2
●	L174 257mm	2
●	L174+L228 254mm	1
●	L228 254mm	12
●	L228+L174 254mm	1
●	L366 257mm	2
●	R114 245mm	2
●	R132 185mm	4

drawn by Bram Vandeghinste
contact: bram@notstanding.com



5.2 Counterweight possibilities

A. Theatre weights

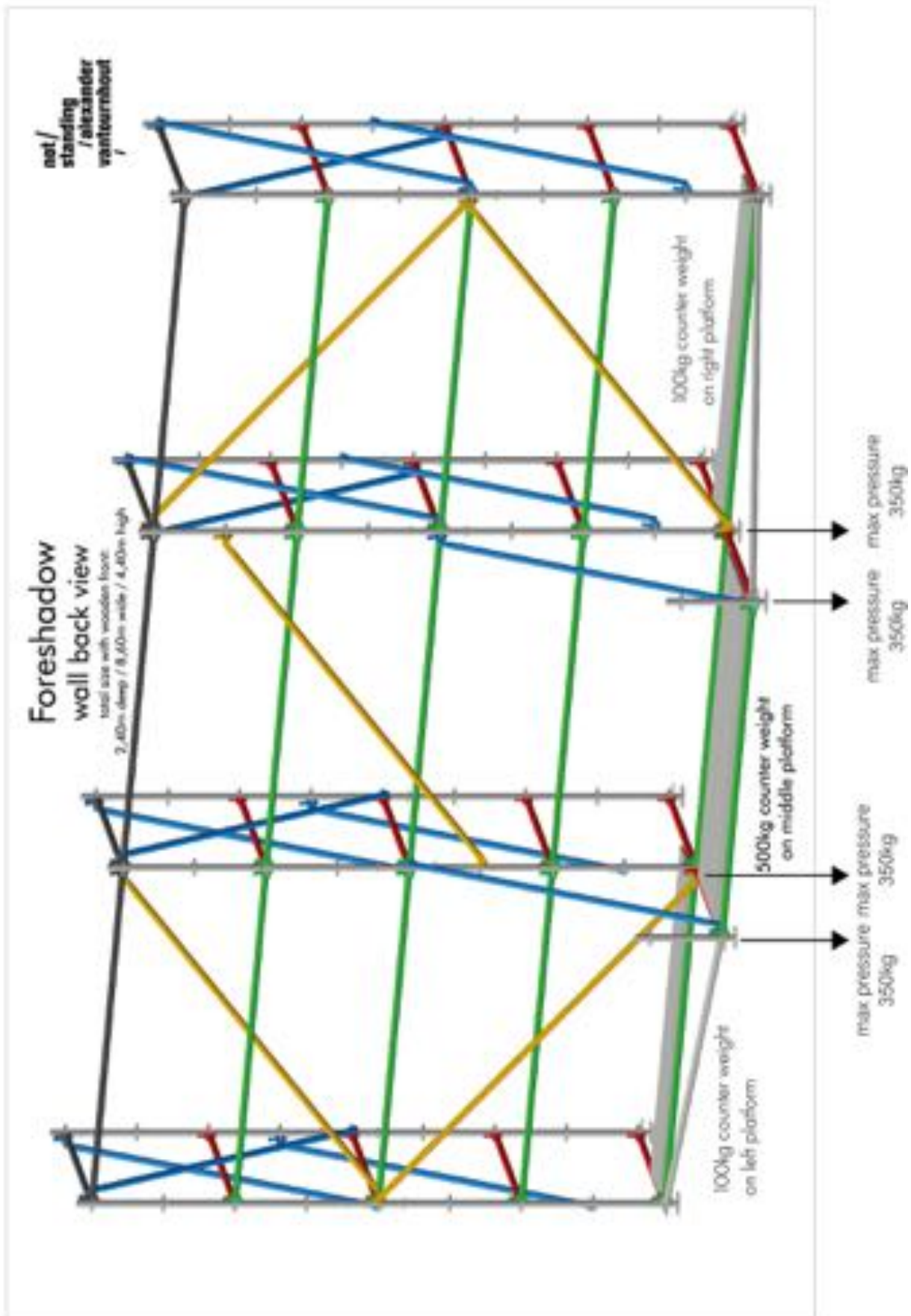


B. Sandbags, cement,...



A total of **700kg** of counterweight is provided by the venue/organiser.

5.3 Setup plan of the scaffolding



5. Technical Annex

5.1 Rubber feet to protect dance carpet



All the feet of our scaffolding (10 pcs in total), have special rubber feet under them, resulting in no damage at all to the venues dance carpet.

6. Transportation

- Our set is transported by a VW Crafter transporter van and a detachable trailer with belgian license plate 2-BNB-182. Total length of the combination (van + trailer) is 10m. Please provide a minimum of 2 parking spaces for this combination at the theatre.
- Our crew travels either with a Renault Trafic van with belgian license plate 2-DDT-129, or by train or plane, according to the touring schedule. Our tourmanager will contact you well in advance with the details.

7. Music

- All music/sound extracts used in the performance are composed by the english band This Heat.

Tracklist

› This Heat - Horizontal Hold	7m57s
› This Heat - Graphic / Varispeed	11m26s
› This Heat - Music Like Escaping Gas	5m37s
› This Heat - Radio Prague	4m48s
› This Heat - Independence	6m35s
› This Heat - Repeat	19m04s
› This Heat - 24 Track Loop	6m37s

8. Others

8.1 Dressing rooms

- Min. 2-3 clean and spacious dressing rooms for 8 artists with clearly lit mirrors.
- Min. temperature for the dressing room: 21°C. If this is not possible, please provide an extra electric heater. Thank you!
- Showers with hot and cold water and 8 big and clean towels.
- Easy acces to toilets (not shared with audience).
- Fresh drinking water, fruits and nuts are much appreciated.
Our crew and cast bring their own water flasks, so no need to provide plastic bottles.
- Please provide some ice packs nearby, in case of emergency. Preferable fresh ice.
- Please provide contact of a doctor/physiotherapist that we could reach out to during the time of our visit to your theatre/festival, in case of emergency.

8.2 Catering

- Lunch and dinner for +/- 13 people OR perdiems according to the official rate.
Please note the special dietaries, intolerances and allergies, that will be communicated to your team by the tourmanager.
- Our tour manager will contact you with further details
(barbara@notstanding.com / kiki@notstanding.com)

8.3 Preparation before the show

- After dinner the artists will start warming up and technical crew continues prep on stage.
During this time until 15 minutes before the show, we ask for complete silence on stage and in the auditorium.
- Ideal temperature on stage: 21°C

If any of this requirements cannot be made,
please let us know well in advance.
We will get to you in order to sort it out together.
contact:
bram@notstanding.com