



# **VanThorhout**

**not standing / Alexander Vantournhout**

## **Technical coordination**

Bram Vandeghinste (English, French, Dutch)  
+32 485 75 09 53  
[bram@notstanding.com](mailto:bram@notstanding.com)

## **Production manager**

Barbara Falter / Kiki Verschueren (English, French, Dutch)  
+32 476 06 71 30 / +32 483 68 65 13  
[barbara@notstanding.com](mailto:barbara@notstanding.com) / [kiki@notstanding.com](mailto:kiki@notstanding.com)

## **Tour Planning**

Frans Brood Productions  
Flore Roggeman (English, French, Dutch)  
+32 9 234 12 12  
[flore@fransbrood.com](mailto:flore@fransbrood.com)

THIS TECHNICAL RIDER IS AN INTEGRAL PART OF THE CONTRACT. ADJUSTMENTS CAN BE MADE IF REQUIRED DUE TO SPECIFIC FEATURES OF THE VENUE BUT ONLY IN ACCORDANCE WITH THE COMPANY.

### General info

- **Team on tour:** 1 performer, 2 technicians & 1 production or company manager
- **Duration of performance:** 50 minutes – no intermission & no latecomers allowed
- **Stage:** round stage of the company with seating all around the stage
- **Stage dimensions:** Stage diameter is 8m70. With full seating capacity we need 18m x 18m x 7m. Smaller venues will affect audience capacity, see seating plot
- **Audience capacity:** +/- 200, up to the configuration of the space
- **Recommended age:** 14+ / Please communicate this in advance to the audience
- **Technicians of the house:** 1 light technician and 2 all-round technicians
- **Technicians of the house during performance:** 1 all-round technician

The company requests that current technical documentation for the proposed venue is emailed to the technical coordinator as soon as possible.

- a. CAD plans (\*.dwg) & PDF plans, including section and plan views
- b. Stage Plan
- c. Pictures of venue
- d. Standard Hanging Plot
- e. Inventory of Lighting Equipment
- f. Inventory of Audio Equipment
- g. Regulations (noise levels, fire codes, curfews etc.)

Load in/out and set up crew:

- 1x qualified lighting technician
- 2x qualified all-round technicians

All technicians should be familiar with their technical equipment and the venue.

The props that are being manipulated on stage during this performance consist of a sledgehammer and a flag.

These objects are included in our risk assessment. To obtain this document please contact [rinus@notstanding.com](mailto:rinus@notstanding.com)

# 1. Regular performance

*Transport by car, when travelling by plane, other technical rider applicable*

## 1.1 Staging

- A hard, flat, fully levelled and solid floor in good condition. No soft surface underneath or inclined.
- A black floor is needed underneath our round stage. Black painted or black ballet dance floor are both fine. Our stage will not damage the dance floor.
- Black box setup. Unless the venue has a characteristic architecture.
- The performance requires absolute silence in the house!

### Theatre provides

- The stage completely covered in black dance floor upon arrival of the company.
- An extra cordless drill.

### Company provides

- A circular stage of 8m70 diameter and 16 cm height. Constructed with an aluminium frame and wooden top floor.

## 1.2 Seating

- 3 rows of seating will be placed around the stage. According to the measurements of the venue.
- The venue is responsible for the placing and safety of the 2<sup>nd</sup> and 3<sup>rd</sup> row.  
See seating plot for further details.

### Company provides

- The 1st row of seating with a seat height of 30 cm. 20 benches.

### Theatre provides

- The 2<sup>nd</sup> row of seating with a seat height of 45 cm. 72 identical chairs.
- The 3<sup>rd</sup> row of seating with a seat height of 80 cm. 20 stage decks L200xW100 with cushions or 84 identical bar stools as alternative for the stage decks.

## 1.3 Lights

It is utmost important that any disturbing or distracting lights e.g. led lights from machinery, large and/or strong emergency lighting, reflective areas like metal borders or shiny elements are removed or covered. For security elements, please think well in advance of a suitable replacement or make a correct risk-analysis.

## **Theatre provides**

- All the standard fixtures and gels indicated on the light plot.
- The necessary safety cables to secure a clean and safe hook up.
- A minimum of 16 dimmers 2kW.
- A clean DMX-512 connection.

### Fixtures

- 16x PC's 1kW
- 8x barndoors for PC's

### Gels

- 8x L366 PC 1kW
- 8x L137 PC 1kW

## **Company provides**

- 9x dimmable LED lights with clamps and power cable schuko. (3-pin DMX)
- DMX splitter. To be linked with the local DMX.
- MacBook Pro with D::Light software
- Enttec DMX USB PRO (5-pin DMX)

## **1.4 Sound**

The performance has no music or amplification of any sound. So, it requires absolute silence in the house and silence in the direct environment of the performance area. We can't have people entering during the show for the same reason.

## **1.5 Control Booth**

Should be positioned behind the last row in a corner of the venue. Preferably a high table with a bar stool. So, the performance is still visible for the technician. The control booth should have enough space for 2 laptops.

## **2. Other**

### **2.1 Dressing room**

- 1 clean dressing room for 1 artist with clearly lit mirrors.
- Ideal temperature for the dressing room is 24°C. If this is not possible with central heating, please provide an extra heater.
- Shower with hot and cold water and fresh towels.
- Bottles of drinking water, fruits and nuts. Milk chocolate for the technician.
- Please provide some ice packs nearby in case of emergency. Preferable fresh ice.
- Please provide contact of a doctor/physiotherapist that is stand-by during the time of our visit to your theatre/festival.

## 2.2 Food

Lunch and dinner for +/- 4 people OR per diems according to the official rate.  
Our production manager will contact you with further details. [barbara@notstanding.com](mailto:barbara@notstanding.com)

## 2.3 Planning

Schedule for a performance at 8PM:

09:00-10:00	Rigging lights
10:00-13:00	Setup stage
13:00-14:00	Lunch
14:00-16:00	Focussing lights
16:00-16:30	Installation control booth
16:30-17:00	Light check
17:00-18:00	Dinner - 3 hours before show
18:00-20:00	Stage ready for warming up and run through – silence on stage
20:00-21:00	Performance
21:00-22:30	Break-down & load in

## 2.4 Special remarks

After dinner the artist will start warming up on stage. During this time until 15 minutes before show time we ask for complete silence on stage and in the auditorium.

Nobody enters the auditorium; no FOH people or ushers and any other personnel of the venue.

All conversations should be held outside to not disturb the focus of the dancer.

The ideal temperature on stage should be around 21°C/70°F.

A good air circulation on stage is required to maintain an oxygen-rich air quality.

Photographers or videographers who wish to attend the performance should ask permission at least 1 day prior to that performance. Contact [barbara@notstanding.com](mailto:barbara@notstanding.com).

**No latecomers!** Therefore, we prefer to open doors at the announced showing time.  
Thank you.

## 3. Transport

### From Belgium or close by

Please provide 1 parking spot for our van and trailer.

Volkswagen Crafter L2H2 – 259cm height, 6m length:

1-BNB-182 (grey VW Crafter, 3seats)

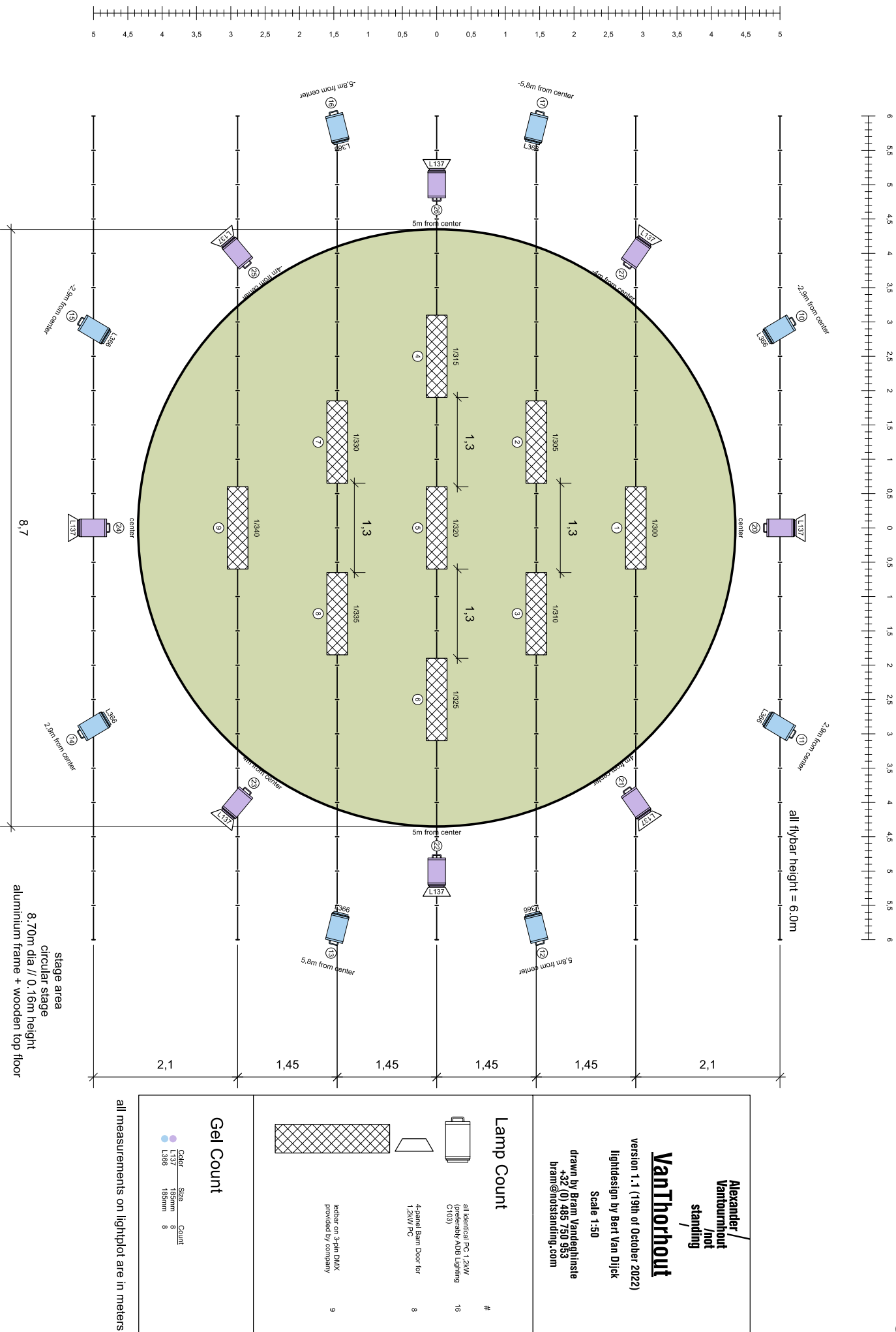
+ 4m trailer (**total length = 10m**)

If any of these requirements cannot be made,  
please let us know well in advance.

We will get to you in order to sort it out together.

Contact:

[bram@notstanding.com](mailto:bram@notstanding.com)



**not/  
standing  
/alexander  
vantourrhout  
/**

# VanThorhout

## stage & seating

20th of October 2022

**space dimensions**  
min. 18mx18m 7m H

**audience capacity** ± 200

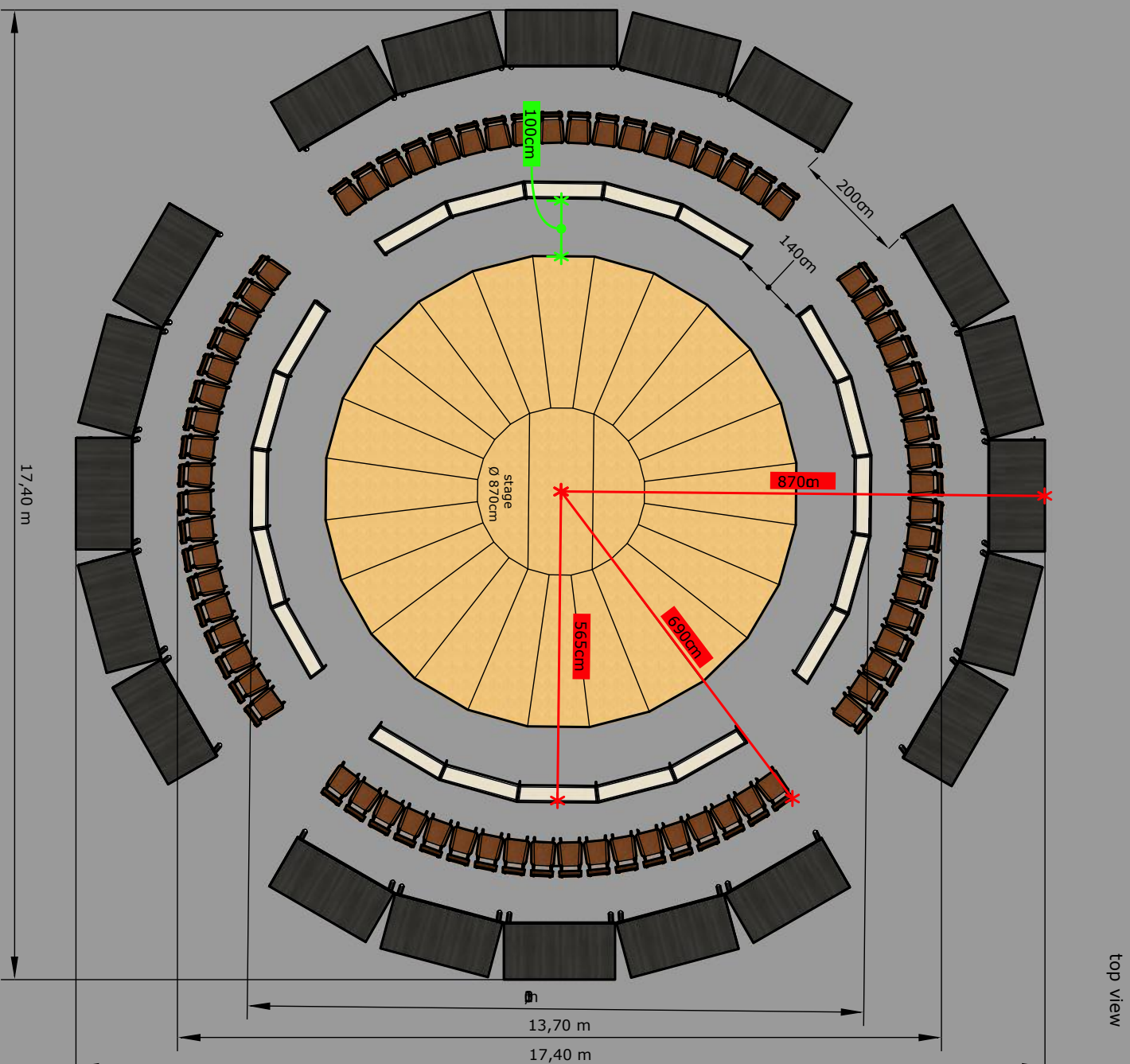
1st row 20 benches 60  
2nd row 72 chairs 72  
3rd row 20 stage decks 80

**not standing provides**

1st row wooden benches 20  
L140xW30xH30

**theatre provides**

2nd row identical chairs 72  
3rd row stage decks 20  
L200xW100xH80



17,40 m

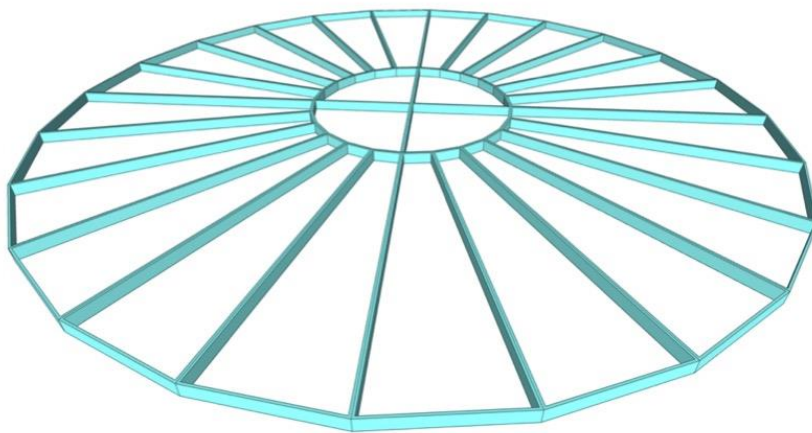
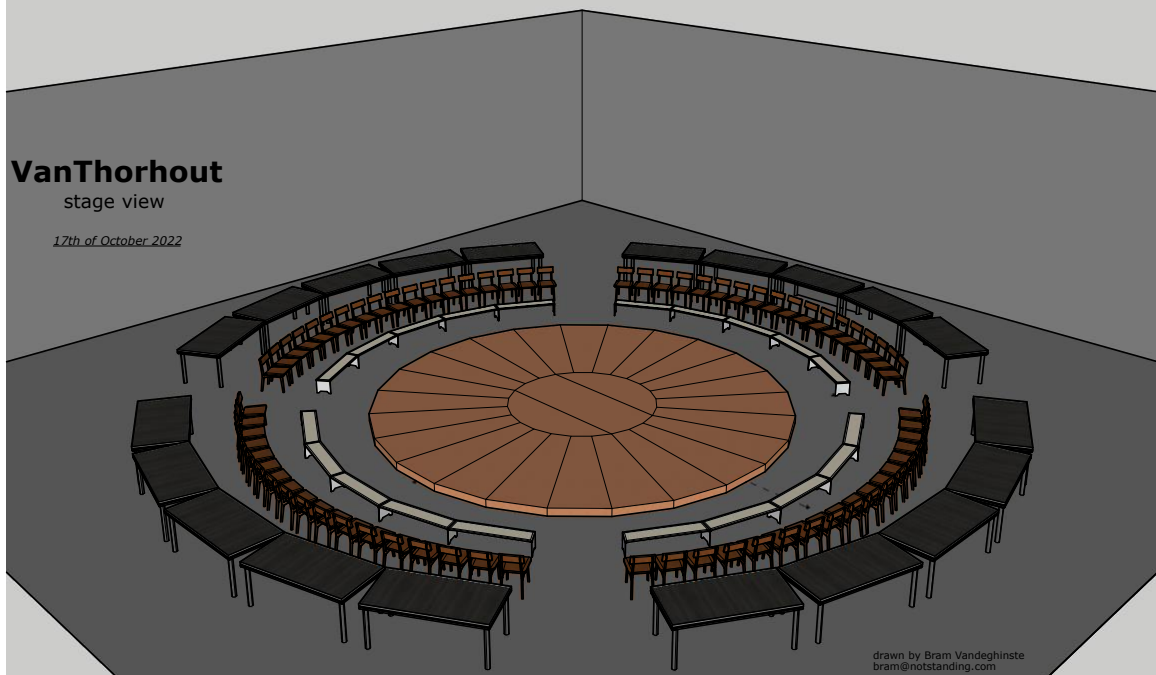


not/  
standing  
/alexander  
vantournhout  
/

## VanThorhout


stage view

17th of October 2022



VanThorhout  
Stage structure

Aluminium Frame  
covered with  
Baltic birch plywood







Technical Rider: VanThorhout – not standing/Alexander Vantournhout