

COSTUME RIDER – CHRONIQUES
(Dir. by Gabriela Carrizo)

AT ARRIVAL:

- We will communicate if we arrive with dirty or clean costumes.
- A dresser/costumer is requested from the first set-up day around 12:00 to receive the costume wardrobe.
- Very good washing and drying facilities are needed.
- We do not need a dresser during the show.
- If clean all costumes need to be ironed and steamed.
- All costumes need to be ready at 12:00 on the day of the first performance.
- Please leave all costumes on racks, and underwear on a table nearby the dressing rooms.
- **Exact timings are communicated by the tour manager, depending on the general technical schedule.**

AFTER THE PERFORMANCE:

After the performance, there are two types of dirty clothes.

The sweaty but not painted ones: these can be washed normally in cold water and can also go in the dryer. Just make sure to separate any wool items so they don't shrink.

The painted ones: these must be soaked in water immediately after the performance with a stain remover suitable for paint. The next day, they should be hand-scrubbed, then put in the washing machine on a short cycle, dried, and ironed so they're ready for the performance when the dancers arrive around 2:00 PM (in case the performance is around 19h).

* It's very important the painted clothes scrub first before to put them in the machine --> most paint must be already out! * --> with vinegar and liquid detergent.

AFTER THE LAST PERFORMANCE

The technical strike of the set takes approximately **2h00**. **During this time, the costumes:**

The sweaty ones should be put in the dryer — we take them with us dirty in a laundry basket but dry.

The painted ones must be immediately soaked in water and scrubbed as much as possible to remove all stains. Then, put them on a quick wash cycle and hang them up wet in the costume box so they can finish drying in the truck.

How to wash the costumes?

All the show sweaty costumes found in the dirty laundry basket must be washed in the washing machine:

- Separate the black clothing from light clothing.
- Everything can be washed on 30 °C.
- Everything can be dried (**not wool costumes**)
- Everything need to be steamed or ironed.

DRESSING ROOMS:

We need 2 costume racks + table for underwear + 2 plastic bins + 10 towels (2 per performer) in the backstage area near the dressing rooms.







We ask for properly heated, clean and secure dressing rooms with showers (warm water!), and toilets nearby.






We prefer to have individual dressing rooms for each performer (5). If that is not a possibility in your theatre, after verifying with the tour manager, we could approve 2-3 bigger dressing rooms to be shared amongst the cast.

We'll work with five **local figurants/extras** for this show, who will need to get dressed in our long black robes we provide. They will require an additional bigger space to get dressed in.

Additionally, we require a dressing room or office space for our **production** staff, with access to a strong internet connection, and a printer (not always necessary).

To strengthen our cast and crew, we ask for some **catering** near the dressing rooms: water, coffee, tea, juice, healthy snacks, chocolate, chips...

BOSTON		
		
<p>Mormons:</p> <ul style="list-style-type: none"> - Black dress: everyone has his own unique dress. 	<p>Innocent couple</p>	<p>Boston: Innocent couple</p> <ul style="list-style-type: none"> - black skirt - black blazer - black lace top
		
<p>Boston (duet Charlie)</p> <ul style="list-style-type: none"> - Grey marcelleke 	<p>Boston (duet Charlie)</p> <ul style="list-style-type: none"> - dark pants with brige stripes 	<p>Openingscene Boston</p>

		
<p>Openingscene Boston - broken white shirt</p>	<p>Openingscene Boston - leather shoes</p>	<p>Boston shoes</p>
		
<p>Red lady dress with wide sleeves</p>	<p>Nun hat</p>	

CHARLIE		
		
<p>First the Mormons:</p> <ul style="list-style-type: none"> - Black dress ---> everyone has his own unique dress. - with or without iron headpiece. 	<p>Charlie: Innocent couple</p> <ul style="list-style-type: none"> - black blazer (Dubble button row) 	<p>Charlie: Innocent couple</p> <ul style="list-style-type: none"> - black pants
		
<ul style="list-style-type: none"> - Charlie: Innocent couple white shirt 	<p>Charlie: I can't stop loving you</p> <ul style="list-style-type: none"> - brown suit (blazer + pants) 	<p>Charlie: I can't stop loving you</p> <ul style="list-style-type: none"> - beige shirt with sort of stripes

		
<p>Charlie: I can't stop loving you black leather shoes</p>	<p>Openingscene Charlie</p>	<p>Openingscene Charlie - white shirt with short sleeves</p>
		
<p>Openingscene Charlie - light grey pants</p>	<p>Charlie shoes</p>	

BALDER



First the Mormons:
 - Black dress
 ---> everyone has his own unique dress.
 - with or without iron headpiece.



Black short Balder.
 - openingsscene (totem + earthquake)
 - niebelungs



Balder: Astronaut
 - red suite
 - VODKA
 the red neoprene must **not be washed** — just air it out and spray it with vodka.





Balder polo shirts: spares all good to wear.

SIMON		
		
<p>First the Mormons:</p> <ul style="list-style-type: none"> - Black dress <p>---> everyone has his own unique dress.</p> <ul style="list-style-type: none"> - with or without iron headpiece. 	<p>Budha Simon</p> <ul style="list-style-type: none"> - Green pants <p>Don't dry</p>	<p>Budha Simon</p> <ul style="list-style-type: none"> - green shirt
		
<p>Budha Simon</p> <ul style="list-style-type: none"> - -brown leatershoes 	<p>Tiny Army hat</p>	<p>Simon openingscene</p> <ul style="list-style-type: none"> - Grey pants

		
<p>Simon openingscene - light blue shirt</p>	<p>Simon openingscene - leather shoes</p>	<p>+ green pants = Simon (gun scene with Sean)</p>

SEUNGWOO		
		
<p>First the Mormons:</p> <ul style="list-style-type: none"> - Black dress ---> everyone has his own unique dress. - with or without iron headpiece. 	<p>Sean suit atelier</p> <ul style="list-style-type: none"> - dark black pants with stripes 	<p>Sean suit atelier</p> <ul style="list-style-type: none"> - dark black blazer with stripes
		
<p>Sean suit atelier</p> <ul style="list-style-type: none"> - simple white shirt 	<p>Sean suit atelier</p> <ul style="list-style-type: none"> Black leather shoes 	<p>Tshirts Sean</p>

		
<p>Openingscene Sean: - Leather brown jacket</p>	<p>Openingscene Sean: - black t-shirt</p>	

PROPS (NOT FOR COSTUMES)



Iron headpiece



Simon



Simon apron



Balder tools



Balder tools



Red lady wig



Boston: Innocent couple
- black straight wig with
hair pin +skin colored
elastic s for their faces




Charlie: Innocent couple
black short wig



Charlie + Simon knight
cap

		
Tiny army tools	Leather whip	Charlie: I can't stop loving you - glasses

		
Tiny army tools		